


# Let's make slow fashion, while we talk about fast fashion




Today we are going to create a *joint work of art*. We do this by making personal collages made from leftover materials that we will then combine into a large work of art.


1 Draw your design on the paper within the lines



2 Choose a background fabric to work on.




3 Trace your drawing onto the fabric with a pencil.





4

Gather fabrics you want to bring your collage to life and cut out the shapes.




5

Now use a needle and thread to attach the collage to your background. Make sure you make a knot at the end of the thread.



6

Enjoy each other's work



Why is it NO BUENO?

Where do you get your clothes?

Do you look at the clothing labels before buying something?

Are you already buying second hand or changing your consumer behaviour?

What will you change?

Fast Fashion?  
NO BUENO!




# Laten we slow fashion maken, terwijl we praten over fast fashion




Vandaag gaan we een *gezamenlijk kunstwerk* maken.  
Dit doen we door van overgebleven materialen persoonlijke collages te maken die we vervolgens combineren tot een groot kunstwerk.



1 Teken je ontwerp op papier met lijnen




2 Kies een achtergrond stof om op te werken





3 Trek je tekening met een potlood over op de stof..




4 Verzamel stoffen waarmee u uw collage tot leven wilt brengen en knip de vormen uit.



5 Gebruik nu naald en draad om de collage op uw achtergrond te bevestigen. Zorg ervoor dat je een knoop maakt aan het einde van de traktatie.



6 Geniet van elkaars werk



Waarom is het NOBUENO?

Waar haal jij je kleding?

Kijk jij naar de kledinglabels voordat je iets koopt?

Koopt u al tweedehands of verandert u uw consumentengedrag?

Wat ga je veranderen?

Fast Fashion?  
NO BUENO!